




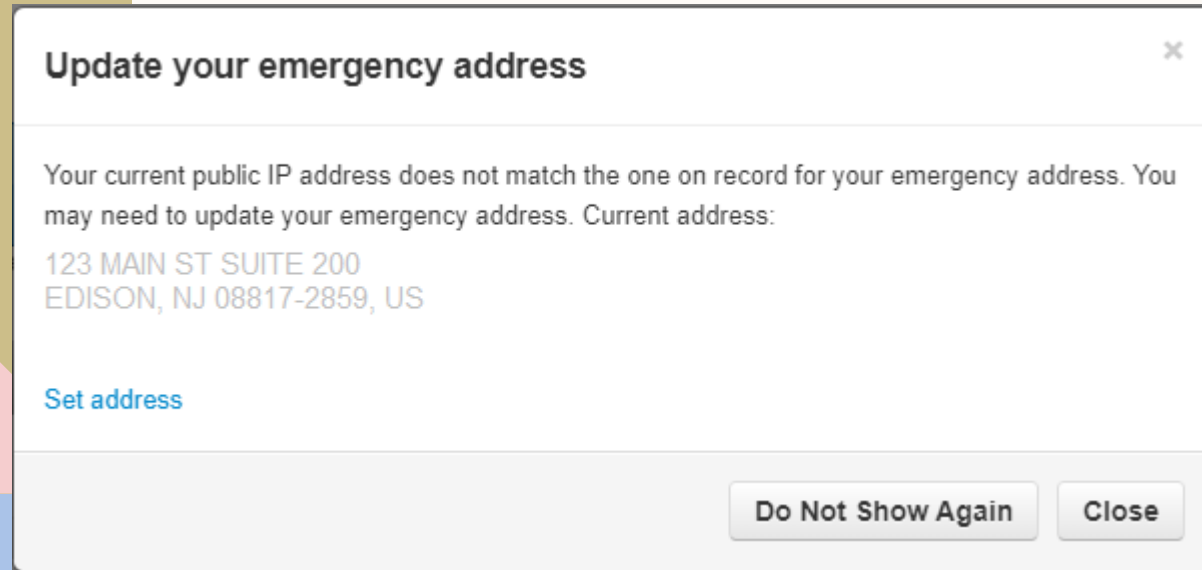
**DYNAMIC**  
**911**

## **WHAT IS DYNAMIC 911?**

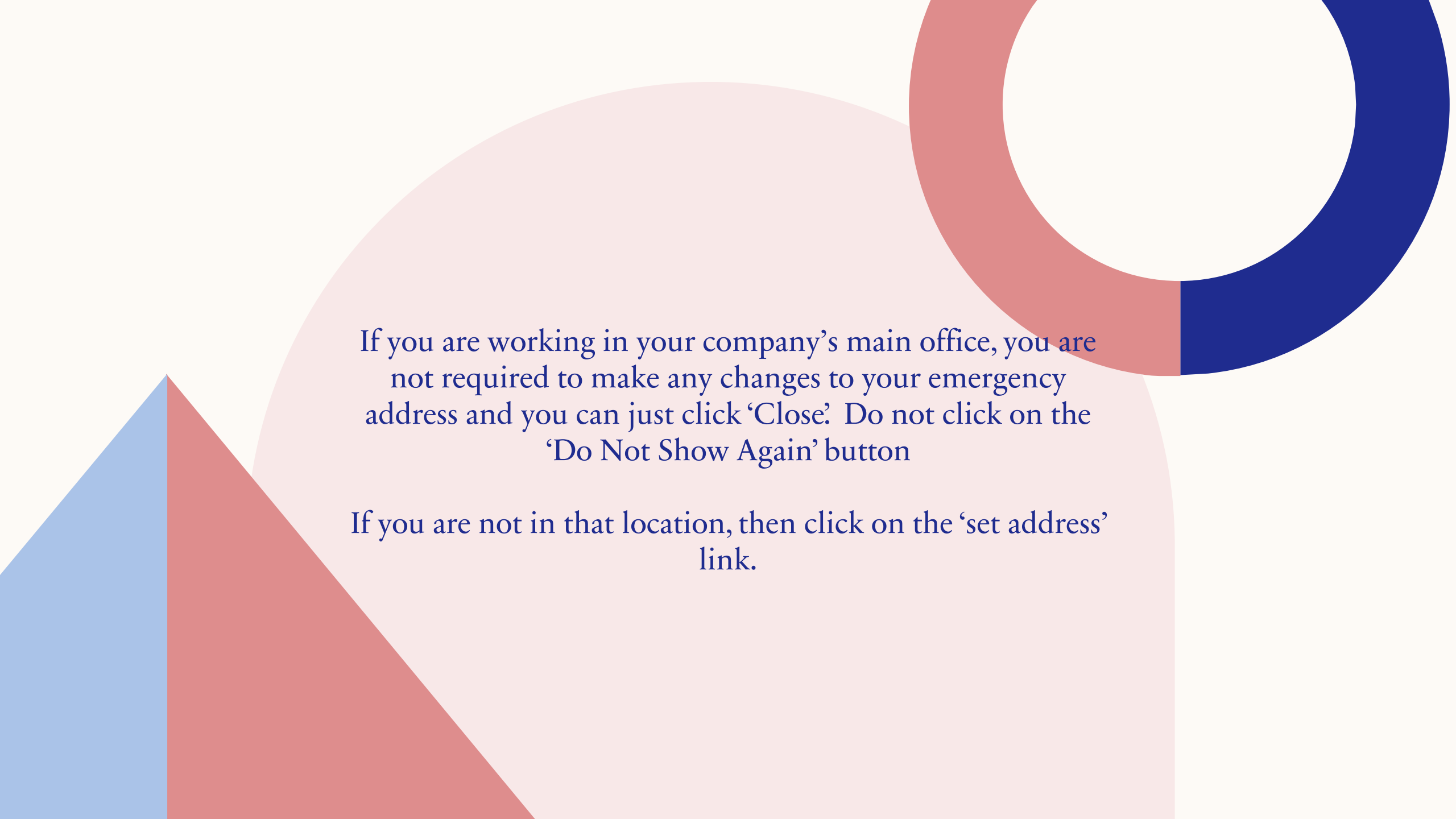
Dynamic 911 or DLR (Dynamic Location Routing) allows for emergency services to get detailed information regarding your location when you make an emergency call to 911.

When you login to the portal you may see a screenshot like the one on the next slide.





IF YOU DO NOT GET A PROMPT, click on your name in the top right-hand corner and select profile. Follow the steps in Slide #5



If you are working in your company's main office, you are not required to make any changes to your emergency address and you can just click 'Close'. Do not click on the 'Do Not Show Again' button

If you are not in that location, then click on the 'set address' link.

- From the drop-down menu, select 'Add a new address.' The following window will open:

### Update your emergency address ✕

Your current public IP address does not match the one on record for your emergency address. You may need to update your emergency address. Current address:  
123 MAIN ST SUITE 200  
EDISON, NJ 08817-2859, US

Emergency Address:

Address Name:

Caller Name:   
The name sent to emergency services

Emergency Address:

Country Code:

State/Province:

City:

ZIP Code:

Location:   
Description of location within the building

Validate a new address before saving. All fields must be filled out before validating.

- The Address Name field is just for your own knowledge. For example, you can input the name Home. You can have multiple addresses for your account so each one needs a unique name.
- For Caller Name: If you are working from home or anywhere that is not your company's main office DO NOT enter your company name. In that situation just enter your First and Last Name or as the instructions indicate the name that will get sent to emergency services.
- Please fill out the information as requested and then select 'validate.' The system will then verify your address like UPS or USPS verifies your address/zip code.
- Once the system returns your validated address, look it over to make sure that it is accurate and then click 'Save'
- Moving forward each time to login to the phone system portal from a different location, you will get the prompt about updating your emergency address.
- A different location is defined by your Internet Service Provider's public IP address.

# THANK YOU

\*Affiliated Technology Solutions and its family of companies are not responsible if you validate the incorrect address.

If you make a mistake validating your address, please contact the helpdesk via call or text at 866-692-5844.

email: [phonesupport@affiliatedtech.com](mailto:phonesupport@affiliatedtech.com)